

AMUNDI FUNDS CHINA EQUITY - A USD

FACTSHEET

Marketing
Communication

28/02/2026

EQUITY ■

Article 8 ■

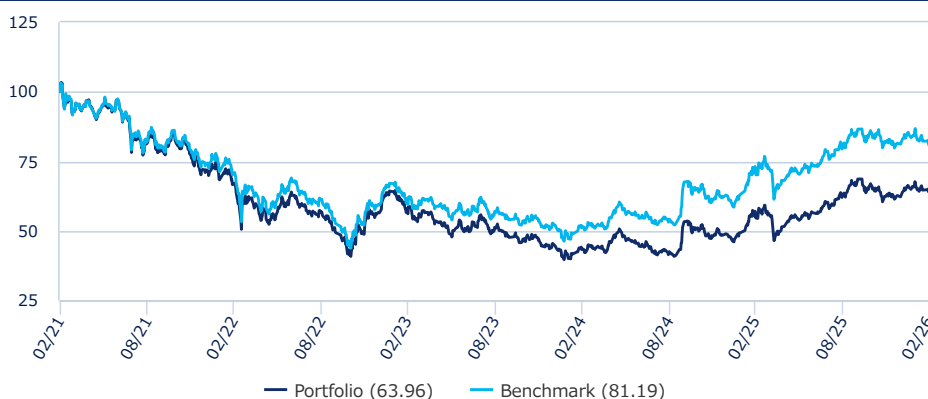
Objective and Investment Policy

The Sub-Fund is a financial product that promotes ESG characteristics pursuant to Article 8 of the Disclosure Regulation. Seeks to increase the value of your investment over the recommended holding period. The Sub-Fund invests mainly in equities of companies based in, or that do most of their business in, the People's Republic of China, and that are listed on stock markets there or in Hong Kong. The Sub-Fund may from time to time invest and have direct access to China A Shares via Stock Connect with an exposure of up to 20% of its assets. The Sub-Fund may invest in China via the R-QFII licence system.

The Sub-Fund makes use of derivatives to reduce various risks, for efficient portfolio management and as a way to gain exposure (long or short) to various assets, markets or other investment opportunities (including derivatives which focus on equities). **Benchmark** : The Sub-Fund is actively managed and seeks to outperform the MSCI China 10/40 Index. The Sub-Fund is predominantly exposed to the issuers of the benchmark, however, the management of the sub-fund is discretionary, and will invest in issuers not included in the benchmark. The Sub-Fund monitors risk exposure in relation to the benchmark and the extent of deviation from the benchmark is expected to be limited. The portfolio of the Sub-Fund is relatively concentrated compared to the benchmark and the investment manager seeks to generate excess return through active stock or sector selection and weighting. Market circumstances may limit the extent to which the performance of the portfolio deviates from that of the reference benchmark. Further, the Sub-Fund has designated the Benchmark as a reference benchmark for the purpose of the Disclosure Regulation. The Benchmark is a broad market index, which does not assess or include its constituents according to environment characteristics and therefore is not aligned with the environmental characteristics promoted by the Sub-Fund. **Management Process** : The Sub-Fund integrates Sustainability Factors in its investment process as outlined in more detail in section "Sustainable Investment" of the Prospectus. The investment manager uses a combination of overall market data and fundamental analysis of individual issuers to identify equities with superior long-term prospects. Further, the Sub-Fund seeks to achieve an ESG score of its portfolio greater than that of the Benchmark.

Returns (Source: Fund Admin) - Past performance does not predict future returns.

Performance evolution (rebased to 100) from 26/02/2021 to 27/02/2026* (Source: Fund Admin)



Rolling performances * (Source: Fund Admin)

	YTD	1 month	3 months	1 year	3 years	5 years	10 years	Since
Since	30/12/2025	30/01/2026	28/11/2025	28/02/2025	28/02/2023	26/02/2021	29/02/2016	30/11/2001
Portfolio	2.02%	-3.22%	2.57%	17.16%	13.96%	-36.04%	57.83%	219.78%
Benchmark	-0.53%	-4.23%	-0.77%	15.84%	36.71%	-18.81%	97.90%	352.70%
Spread	2.56%	1.01%	3.34%	1.32%	-22.75%	-17.24%	-40.07%	-132.92%

Calendar year performance * (Source: Fund Admin)

	2025	2024	2023	2022	2021	2020	2019	2018	2017	2016
Portfolio	28.83%	6.97%	-19.43%	-21.52%	-24.12%	41.40%	20.12%	-20.00%	49.72%	-2.88%
Benchmark	30.74%	18.25%	-10.97%	-20.10%	-21.57%	30.75%	22.18%	-18.25%	49.33%	0.43%
Spread	-1.91%	-11.28%	-8.46%	-1.43%	-2.55%	10.65%	-2.06%	-1.75%	0.39%	-3.31%

* Source: Fund Admin. The above results pertain to full 12-month period per calendar year. All performances are calculated net income reinvested and net of all charges taken by the Sub-Fund and expressed with the round-off superior. The value of investments may vary upwards or downwards according to market conditions.

© 2026 Morningstar. All Rights Reserved. The information, data, analyses and opinions ("Information") contained herein: (1) include the proprietary information of Morningstar and Morningstar's third party licensors; (2) may not be copied or redistributed except as specifically authorised; (3) do not constitute investment advice; (4) are provided solely for informational purposes; (5) are not warranted to be complete, accurate or timely; and (6) may be drawn from fund data published on various dates. Morningstar is not responsible for any trading decisions, damages or other losses related to the Information or its use. Please verify all of the Information before using it and don't make any investment decision except upon the advice of a professional financial adviser. Past performance is no guarantee of future results. The value and income derived from investments may go down as well as up.

Key Information (Source: Amundi)

Net Asset Value (NAV) : 17.14 (USD)
 NAV and AUM as of : 27/02/2026
 Assets Under Management (AUM) : 400.97 (million USD)
 ISIN code : LU1882445643
 Bloomberg code : ACEAUCF LX
 Benchmark : MSCI CHINA 10/40
 Morningstar Overall Rating © : 2
 Morningstar Category © : EAA FUND CHINA EQUITY
 Number of funds in the category : 800
 Rating date : 31/01/2026
 Share-class inception date : 14/06/2019

Risk Indicator (Source : Fund Admin)



Lower Risk

Higher Risk

⚠ The SRI represents the risk and return profile as presented in the Key Information Document (KID). The lowest category does not imply that there is no risk. The SRI is not guaranteed and may change over time. The risk indicator assumes you keep the product for 5 years. The summary risk indicator is a guide to the level of risk of this product compared to other products. It shows how likely it is that the product will lose money because of movement in the markets or because we are not able to pay you.

We have classified this product as 5 out of 7, which is a medium-high risk class. This rates the potential losses from future performance at a medium-high level, and poor market conditions will likely impact our capacity to pay you. Additional risks: Market liquidity risk could amplify the variation of product performances. This product does not include any protection from future market performance so you could lose some or all of your investment. Beside the risks included in the risk indicator, other risks may affect the Sub-Fund's performance. Please refer to the Amundi Funds prospectus.

EQUITY

Meet the Team



Nicholas McConway
Head of Asia ex-Japan Equities, Lead Portfolio Manager



Manuele Moi
Senior Portfolio Manager, Co-Portfolio Manager

Risk analysis (rolling) (Source: Fund Admin)

	1 year	3 years	5 years	10 years
Portfolio volatility	20.60%	25.37%	26.62%	24.06%
Benchmark volatility	17.77%	23.19%	25.05%	23.04%
Ex-post Tracking Error	4.58%	4.14%	4.04%	4.53%
Portfolio Information ratio	0.29	-1.54	-1.10	-0.53
Sharpe ratio	0.63	-0.08	-0.46	0.07
Beta	1.14	1.07	1.05	1.02

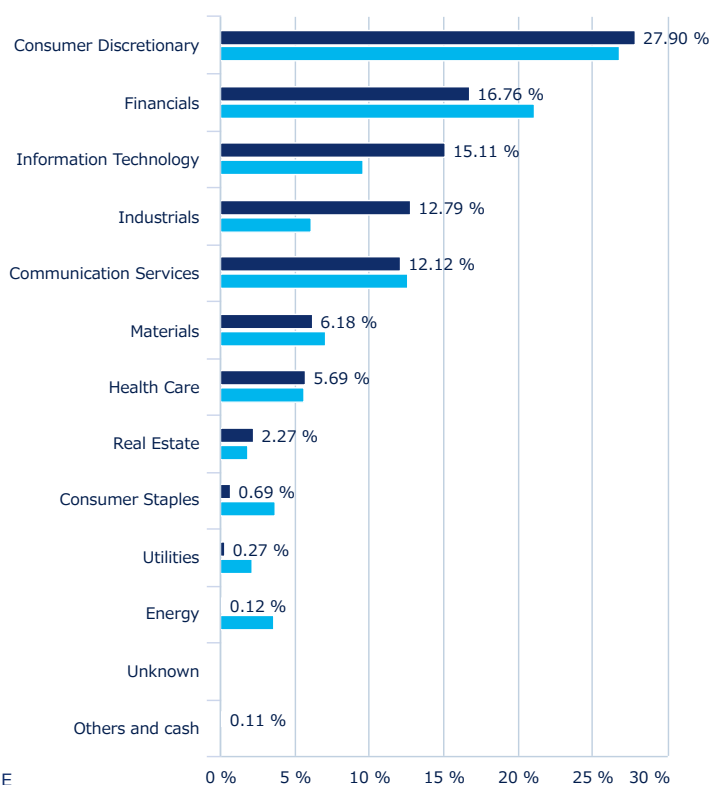
* Volatility is a statistical indicator that measures an asset's variations around its average value. For example, market variations of +/- 1.5% per day correspond to a volatility of 25% per year. The higher the volatility, the higher the risk.

Performance analytics (Source: Fund Admin)

	Inception to date *
Maximum drawdown	-65.01%
Recovery period (days)	-
Worst month	10/2008
Lowest return	-20.29%
Best month	11/2022
Highest return	30.38%

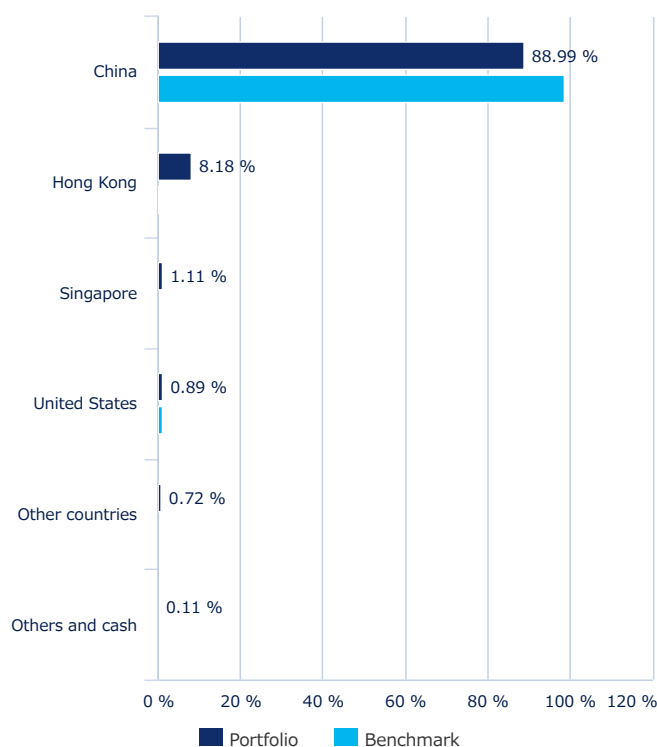
Portfolio Breakdown (Source: Amundi group)

Sector breakdown (Source: Amundi) *



* E

Geographical breakdown (Source: Amundi) *



* Excluding derivatives instruments.

Main overweights (% assets, source: Amundi)

	PORTFOLIO	BENCHMARK	SPREAD (P - B)
CMOC GROUP LTD	2.74%	0.62%	2.12%
CONTEMPORARY AMPEREX TECHNO CO	2.70%	0.76%	1.94%
POP MART INTERNATIONAL GROUP	2.39%	0.64%	1.75%
SHENZHEN WOER HEAT-SHRINK MAT	1.48%	-	1.48%
MONTAGE TECHNOLOGY CO LTD	1.50%	0.07%	1.43%
SITC INTERNATIONAL HLDG CO LTD	1.37%	-	1.37%
KINGBOARD LAMINATES HOLDING	1.29%	-	1.29%
AIA GROUP LTD	1.18%	-	1.18%
PRUDENTIAL PLC	1.17%	-	1.17%
SEA LTD	1.11%	-	1.11%
TOTAL	16.91%	2.08%	14.83%

The holdings listed should not be considered recommendations to buy or sell any particular security listed.

Main underweights (% assets, source: Amundi)

	PORTFOLIO	BENCHMARK	SPREAD (P - B)
MEITUAN	0.10%	2.12%	-2.02%
BANK OF CHINA LTD	-	1.82%	-1.82%
ZIJIN MINING GROUP CO LTD	-	1.70%	-1.70%
BYD CO LTD	0.51%	2.03%	-1.52%
JD COM INC	-	1.31%	-1.31%
PETROCHINA CO LTD	-	1.14%	-1.14%
AGRICULTURAL BANK OF CHINA	-	0.98%	-0.98%
BAIDU INC	0.53%	1.45%	-0.92%
CHINA SHENHUA ENERGY CO LTD	-	0.87%	-0.87%
CHINA PETROLEUM & CHEMICAL	-	0.73%	-0.73%
TOTAL	1.14%	14.15%	-13.01%

The holdings listed should not be considered recommendations to buy or sell any particular security listed.

EQUITY ■

The fund is actively managed; sector allocations will vary over periods and do not reflect a commitment to an investment policy or sector.

Top ten issuers (% assets, source: Amundi)

	PORTFOLIO	BENCHMARK
ALIBABA GROUP HOLDING LTD	9.02%	8.54%
TENCENT HOLDINGS LTD	7.92%	7.21%
CHINA CONSTRUCTION BANK CORP	3.70%	4.13%
PING AN INSURANCE GROUP CO OF	3.56%	2.65%
PDD HOLDINGS INC	3.07%	3.09%
XIAOMI CORP	2.83%	3.20%
CMOC GROUP LTD	2.77%	0.62%
INDUS & COMAL BANK CHINA-ICBC	2.71%	2.37%
CONTEMPORARY AMPEREX TECHNO CO	2.66%	0.76%
POP MART INTERNATIONAL GROUP	2.44%	0.64%
TOTAL	40.67%	33.21%

The holdings listed should not be considered recommendations to buy or sell any particular security listed.

Sub-Fund Statistics (Source: Amundi)

Total portfolio holdings	123
--------------------------	-----

Information (Source: Amundi)

Fund structure	SICAV
Applicable law	under Luxembourg law
Management Company	Amundi Luxembourg SA
Fund manager	Amundi UK Ltd
Custodian	CACEIS Bank, Luxembourg Branch
Share-class inception date	14/06/2019
Share-class reference currency	USD
Type of shares	Accumulation
ISIN code	LU1882445643
Minimum first subscription / subsequent	1 thousandth(s) of (a) share(s) / 1 thousandth(s) of (a) share(s)
Frequency of NAV calculation	Daily
Dealing times	Orders received each day D day before 2pm CET
Entry charge (maximum)	4.50%
Management fee (p.a. max)	1.80%
Performance fees	Yes
Maximum performance fees rate (% per year)	20.00 %
Performance fees details	MSCI China 10/40 Index
Exit charge (maximum)	0.00%
Transaction costs	0.23%
Conversion charge	1.00 %
Management fees and other administrative or operating costs	2.18%
Minimum recommended investment period	5 years
Benchmark index performance record	01/01/2016 : 100.00% MSCI CHINA 10/40

The costs information in this report may not be exhaustive and the Fund may incur other expenses. For further information on costs, charges and other expenses, please refer to the Prospectus and the PRIIPS KID available at Amundi.com.

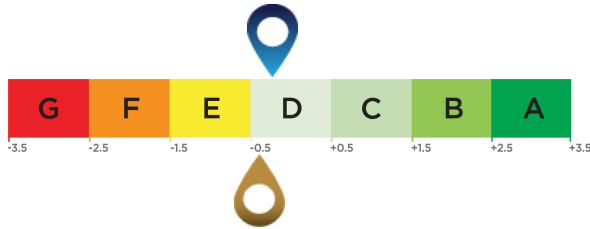
The decision of the investor to invest in the promoted fund should take into account all the characteristics or objectives of the fund. There is no guarantee that ESG considerations will enhance a fund's investment strategy or performance. The funds promoted environmental or social characteristics, but does not have as its objective a sustainable investment. Please refer to the Amundi Responsible Investment Policy and the Amundi Sustainable Finance Disclosure Statement available on [Amundi](http://Amundi.com) website. For more product-specific information, please refer to the Prospectus and the Fund's Pre-contractual Document (PCD) available on Amundi.com.

EQUITY ■

AVERAGE ESG RATING (source : Amundi)

Environmental, social and governance rating

ESG Investment Universe: MSCI CHINA 10/40



 **Investment Portfolio Score:** -0.24

 **ESG Investment Universe Score¹:** -0.41

ESG Coverage (source: Amundi) *

	Portfolio	ESG Investment Universe
Percentage with an Amundi ESG rating ²	92.56%	98.43%
Percentage that can have an ESG rating ³	100.00%	100.00%

* Securities that can be rated on ESG criteria. The total may be different from 100% to reflect the real exposure of the portfolio (cash included).

ESG Terminology

ESG criteria

The criteria are extra-financial criteria used to assess the Environmental, Social and Governance practices of companies, states or local authorities:
 "E" for Environment (energy and gas consumption levels, water and waste management, etc.).
 "S" for Social/Society (respect for human rights, health and safety in the workplace, etc.).
 "G" for Governance (independence of board of directors, respect for shareholders' rights, etc.)

ESG Rating

The issuer's ESG rating: each issuer is assessed on the basis of ESG criteria and obtains a quantitative score, the scale of which is based on the sector average. The score is translated into a rating on a scale from A (highest rating) to G (lowest rating). The Amundi methodology provides for a comprehensive, standardised and systematic analysis of issuers across all investment regions and asset classes (equities, bonds, etc.).

ESG rating of the investment universe and the portfolio: the portfolio and the investment universe are given an ESG score and an ESG rating (from A to G). The ESG score corresponds to the weighted average of the issuers' scores, calculated according to their relative weighting in the investment universe or in the portfolio, excluding liquid assets and non-rated issuers.

Amundi ESG Mainstreaming

In addition to complying with Amundi Responsible Investment Policy⁴, Amundi ESG Mainstreaming portfolios have an ESG performance objective that aims to achieve a portfolio ESG score above the ESG score of their ESG Investment universe.

¹ The investment universe reference is defined by either the fund's reference indicator or an index representative of the ESG-related investable universe.

² Percentage of securities with an Amundi ESG rating out of the total portfolio (measured in weight) that can be related.

³ Percentage of securities for which an ESG rating methodology is applicable out of total portfolio (measured in weight).

⁴ The updated document is available at <https://www.amundi.com/int/ESG>.

Sustainability Level (source : Morningstar)



The sustainability level is a rating produced by Morningstar that aims to independently measure the level of responsibility of a fund based on the values in the portfolio. The rating ranges from very low (1 Globe) to very high (5 Globes).

Source Morningstar ©

Sustainability Score - based on corporate ESG risk analysis provided by Sustainalytics used in the calculation of Morningstar's sustainability score.

© 2025 Morningstar. All rights reserved. The information contained here: (1) is owned by Morningstar and / or its content providers; (2) may not be reproduced or redistributed; and (3) are not guaranteed to be accurate, complete or timely. Neither Morningstar nor its content providers are responsible for any damages or losses arising from the use of this information. Past performance is no guarantee of future results. For more information on the Morningstar Rating, please see their website www.morningstar.com.

EQUITY ■

Important information

Issued by Amundi Asset Management SAS. AMUNDI FUNDS (the "Fund") is a Luxembourg registered umbrella fund organised under the laws of the Grand Duchy of Luxembourg and is regulated by the Commission de Surveillance du Secteur Financier ("CSSF"), number of registration B68.806.

This is a marketing communication. Please refer to the prospectus / information document and to the KIID before making any final investment decisions

This material is for information purposes only, is not a recommendation, financial analysis or advice, and does not constitute a solicitation, invitation or offer to purchase or sell the Fund in any jurisdiction where such offer, solicitation or invitation would be unlawful.

This information is not for distribution and does not constitute an offer to sell or the solicitation of any offer to buy any securities or services in the United States or in any of its territories or possessions subject to its jurisdiction to or for the benefit of any U.S. Person (as defined in the prospectus of the Fund). The Fund have not been registered in the United States under the Investment Company Act of 1940 and units of the Funds are not registered in the United States under the Securities Act of 1933. Accordingly, this material is for distribution or to be used solely in jurisdictions where it is permitted and to persons who may receive it without breaching applicable legal or regulatory requirements, or that would require the registration of Amundi or its affiliates in these countries.

Please note that the management company may de-notify arrangements made for marketing as regards units/shares of the Fund in a Member State of the EU in respect of which it has made a notification.

Investment involves risk. The decision of an investor to invest in the Funds should take into account all the characteristics or objectives of the Funds. **Past performance does not predict future results.** Investment return and the principal value of an investment in the Fund may go up or down and may result in the loss of the amount originally invested. All investors should seek professional advice prior to any investment decision, in order to determine the risks associated with the investment and its suitability. It is the responsibility of investors to read the legal documents in force in particular the current prospectus of the Fund. Subscriptions in the Fund will only be accepted on the basis of their latest prospectus and/or, as applicable, the Key Investor Information Document ("KIID") available in local language in EU countries of registration. A summary of information about investors rights' and collective redress mechanisms can be found in English on the regulatory page at <https://about.amundi.com/Metanav-Footer/Footer/Quick-Links/Legal-documentation>.

Information on sustainability-related aspects can be found at <https://about.amundi.com/Metanav-Footer/Footer/Quick-Links/Legal-documentation>.

The information in this document is as at the date shown at the top of the document, except where otherwise stated.

© 2026 Morningstar. All Rights Reserved. The information contained herein: (1) is proprietary to Morningstar and/or its content providers; (2) may not be copied or distributed; (3) are not warranted to be accurate, complete or timely. Neither Morningstar nor its content providers are responsible for any damages or losses arising from any use of this Information.

Austria: The prospectus of the Fund, along with the Key Investor Information Document (as applicable) available in German, the current annual and semi-annual report, can be obtained, free of charge, at Amundi Luxembourg S.A., 5 Allée Scheffer, L-2520 Luxembourg or at www.amundi.at.

Bulgaria: The prospectus of the Fund, along with the Key Investor Information Document (as applicable), the current annual and semi-annual report, can be obtained, free of charge, at Amundi Luxembourg S.A., 5 Allée Scheffer, L-2520 Luxembourg or at www.amundi.bg

Belgium: The prospectus of the Fund, along with the Key Investor Information Document (as applicable), the current annual and semi-annual report, can be obtained, free of charge, at Amundi Luxembourg S.A., 5 Allée Scheffer, L-2520 Luxembourg or at www.amundi.be

Czech Republic: The prospectus of the Fund, along with the Key Investor Information Document (as applicable), the current annual and semi-annual report, can be obtained, free of charge, at Amundi Luxembourg S.A., 5 Allée Scheffer, L-2520 Luxembourg or at www.amundi.cz

Cyprus: The prospectus of the Fund, along with the Key Investor Information Document (where applicable), the current annual and semi-annual report, can be obtained, free of charge, at Amundi Luxembourg S.A., 5 Allée Scheffer, L-2520 Luxembourg or at www.amundi.com.cy

Denmark: The prospectus of the Fund, along with the Key Investor Information Document (as applicable), the current annual and semi-annual report, can be obtained, free of charge, at Amundi Luxembourg S.A., 5 Allée Scheffer, L-2520 Luxembourg or at www.amundi.dk

Finland: The prospectus of the Fund, along with the Key Investor Information Document (as applicable), the current annual and semi-annual report, can be obtained, free of charge, at Amundi Luxembourg S.A., 5 Allée Scheffer, L-2520 Luxembourg or at www.amundi.fi

France: The prospectus of the Fund, along with the Key Investor Information Document (as applicable), the current annual and semi-annual report, can be obtained, free of charge, at Amundi Luxembourg S.A., 5 Allée Scheffer, L-2520 Luxembourg or at www.amundi.fr or, for Luxembourg funds, at www.amundi.lu or at the centralising correspondence for Amundi Funds and Amundi Index Solutions: CACEIS Bank, 89-91, rue Gabriel Péri, 92120 Montrouge, France / or for First Eagle Amundi: Société Générale Bank & Trust, 9, Boulevard Haussmann, 75009 Paris, France.

Germany: The prospectus of the Fund, along with the Key Investor Information Document (as applicable), the current annual and semi-annual report, can be obtained, free of charge, at Amundi Luxembourg S.A., 5 Allée Scheffer, L-2520 Luxembourg or at www.amundi.lu and at www.amundi.de

Greece: The prospectus of the Fund, along with the Key Investor Information Document (as applicable), the current annual and semi-annual report, can be obtained, free of charge, at Amundi Luxembourg S.A., 5 Allée Scheffer, L-2520 Luxembourg or at www.amundi.gr

Hong Kong: The prospectus of the Fund, along with the Key Facts Statement, the current annual and semi-annual report, can be obtained, free of charge, at Amundi Hong Kong Limited, 9th Floor One Pacific Place, 88 Queensway, Hong Kong or at www.amundi.com.hk

Hungary: The prospectus of the Fund, along with the Key Investor Information Document (as applicable), the current annual and semi-annual report, can be obtained, free of charge, at Amundi Luxembourg S.A., 5 Allée Scheffer, L-2520 Luxembourg or at www.amundi.hu

Ireland: The prospectus of the Fund, along with the Key Investor Information Document (as applicable), the current annual and semi-annual report, can be obtained, free of charge, at Amundi Luxembourg S.A., 5 Allée Scheffer, L-2520 Luxembourg or at www.amundi.ie

Italy: The prospectus of the Fund, along with the Key Investor Information Document, the current annual and semi-annual report, can be obtained, free of charge, at Amundi Luxembourg S.A., 5 Allée Scheffer, L-2520 Luxembourg or at www.amundi.lu and at www.amundi.it

EQUITY ■

Important information

Japan: The prospectus of the Fund, along with the Fact Statement, the current annual and semi-annual report can be obtained, free of charge, from the approved distributors of the funds or, together with and all applicable regulatory information, at www.amundi.co.jp

Liechtenstein: The prospectus of the Fund, along with the Key Investor Information Document (as applicable), the current annual and semi-annual report, can be obtained, free of charge, at Amundi Luxembourg S.A., 5 Allée Scheffer, L-2520 Luxembourg or at www.amundi.lu

Luxembourg: The prospectus of the Fund, along with the Key Investor Information Document (as applicable), the current annual and semi-annual report, can be obtained, free of charge, at Amundi Luxembourg S.A., 5 Allée Scheffer, L-2520 Luxembourg or at www.amundi.lu

Macau: The prospectus of the Fund, along with the Key Facts Statement, the current annual and semi-annual report, can be obtained, free of charge, at Amundi Hong Kong Limited, 9th Floor One Pacific Place, 88 Queensway, Hong Kong or at www.amundi.com.hk

Netherlands: The prospectus of the Fund, along with the Key Investor Information Document (as applicable), the current annual and semi-annual report, can be obtained, free of charge, at Amundi Luxembourg S.A., 5 Allée Scheffer, L-2520 Luxembourg or at www.amundi.nl

Norway: The prospectus of the Fund, along with the Key Investor Information Document (as applicable), the current annual and semi-annual report, can be obtained, free of charge, at Amundi Luxembourg S.A., 5 Allée Scheffer, L-2520 Luxembourg or at www.amundi.no

Portugal: Any investment in the Fund or their respective sub-funds must be made through an authorised distributor registered with the Portuguese Securities Market Commission (Comissão de Mercado de Valores Mobiliários or CMVM). The latest copy of the prospectus of the Fund, along with the Key Investor Information Document (as applicable), the current annual and semi-annual report, can be obtained, free of charge, at Amundi Luxembourg S.A., 5 Allée Scheffer, L-2520 Luxembourg or at www.amundi.pt

Romania: The prospectus of the Fund, along with the Key Investor Information Document (as applicable), the current annual and semi-annual report, can be obtained, free of charge, at Amundi Luxembourg S.A., 5 Allée Scheffer, L-2520 Luxembourg or at www.amundi.ro

Singapore: The prospectus of the Fund, along with the Product Highlight Sheet, the current annual and semi-annual report, can be obtained, free of charge, at Amundi Luxembourg S.A., 5 Allée Scheffer, L-2520 Luxembourg or at www.amundi.com.sg

Slovakia: The prospectus of the Fund, along with the Key Investor Information Document (as applicable), the current annual and semi-annual report, can be obtained, free of charge, at Amundi Luxembourg S.A., 5 Allée Scheffer, L-2520 Luxembourg or at www.amundi.sk

Slovenia: The prospectus of the Fund, along with the Key Investor Information Document (as applicable), the current annual and semi-annual report, can be obtained, free of charge, at Amundi Luxembourg S.A., 5 Allée Scheffer, L-2520 Luxembourg or at www.amundi.si

South Korea: The prospectus of the Fund, along with the Key Facts Statement, the current annual and semi-annual report, can be obtained, free of charge, at Amundi Hong Kong Limited, 9th Floor One Pacific Place, 88 Queensway, Hong Kong or at www.amundi.com.hk

Spain: Any investment in the Funds or their respective sub-funds must be made through a registered Spanish distributor. Amundi Iberia SGIIC SAU is the main distributor for the Funds in Spain, registered with number 31 in the CNMV's SGIIC registry, with address at P° de la Castellana 1, Madrid 28046. A list of all Spanish distributors may be obtained from the CNMV at www.cnmv.es. The latest copy of the prospectus of the Fund, the Key Investor Information Document (as applicable) available in Spanish and the other legal documentation can be obtained, free of charge, at the registered office of the management company or at www.amundi.es

Sweden: The prospectus of the Fund, along with the Key Investor Information Document (as applicable), the current annual and semi-annual report, can be obtained, free of charge, at Amundi Luxembourg S.A., 5 Allée Scheffer, L-2520 Luxembourg or at www.amundi.se

Switzerland: The Representative and Paying Agent for Funds registered for public offer in Switzerland are, in respect of Amundi Funds and First Eagle Amundi: Representative - CACEIS (Switzerland) SA and Paying Agent - CACEIS Bank, Nyon Branch both at 35 Route de Signy, Case postale 2259, CH-1260 Nyon; KBI Institutional Fund ICAV: Representative - ACOLIN Fund Services AG, Affolternstrasse 56, CH-8050 Zurich and Paying Agent - NPB Neue Privat Bank AG, Limmatquai 1, CH-8001 Zurich. Free copies of the prospectus, key investor information documents (as applicable), annual and semi-annual reports, management regulations and other information are available at the representative's address shown above.

Taiwan: The Chinese translation of the prospectus of the Fund, along with the Investor Brochure and the current annual and semi-annual report, can be obtained, free of charge, at www.amundi.com.tw

United Kingdom: The AMUNDI FUNDS CHINA EQUITY (the "Sub-Fund") is a sub-fund of the Fund and has been recognised for public marketing in the United Kingdom by the Financial Conduct Authority (the "FCA"). A distributor or platform may obtain the latest Fund prospectus, the KIID (as applicable), the articles of incorporation as well as the annual and semi-annual reports free of charge from the facilities agent (Amundi (UK) Limited, 77 Coleman Street, London, EC2R 5BJ, United Kingdom) and at www.amundi.lu. The latest available prospectus, including the Sub-Fund's risk factors, as well as the KIID, as applicable, should be consulted before considering any investment in the Fund. Amundi (UK) Limited is authorised and regulated by the FCA under number 114503. This may be checked at <https://register.fca.org.uk/> and details about the extent of regulation by the FCA are available on request. Amundi (UK) Limited does not have the permissions to sell to retail investors. Any retail investor shall invest through a duly appointed distributor or platform and obtain the above-detailed Fund and Sub-Fund information from such distributor or platform. UK investors will not have any protection under the UK Financial Services Compensation Scheme. There will be no right to cancel an agreement to purchase Fund units under section 15 of the FCA's Conduct of Business Sourcebook.

In **Chile** and **Peru**, this document is approved for use by Administradora de Fondos de Pensiones/Pension Fund Administrators and other institutional investors.

In **Mexico**, this document is approved for use with institutional investors. It may not be distributed to third parties or to the public.

US and US-Offshore (permitted jurisdictions): Victory Capital Services, Inc., a U.S.-registered broker-dealer, provides marketing services in connection with the distribution of products investment managed by Amundi Asset Management or its affiliates or Victory Capital Management Inc. Victory Capital Services, Inc. markets these products to financial intermediaries, both within and outside of the U.S. (in jurisdictions where permitted to do so), who in turn offer such products for sale to persons who are not United States persons. Victory Capital Services, Inc. engages with financial intermediaries only and does not engage in retail business. Individuals are encouraged to seek advice from their financial, legal, tax and other appropriate advisers before making any investment or financial decisions or purchasing any financial, securities or investment-related product or service, including any product or service described in these materials.